

Product Name: **Bubble Tube**

Product Code: **BT100/BT101**

Specification

Size: H 103cm. The base dia 19.5cm and the tube dia 10cm. (Approx)

Weight: 1.54kg (without water) 7.89kg (with water) (approx.)

Material: Acrylic Tube- High Impact Polystyrene Base

LED: 12 non – replaceable multi coloured LEDs

Bulb Rating: 0.06W

Input: 230 – 240V – 50Hz

Output: 12Vac – 500mA

Contents:

1. Bubble Tube
2. Adaptor
3. A pack of fish

Required:

Approximately 6.5 Litres of Distilled Water

WARNING!

- Contains sequences of flashing lights may affect individuals who are susceptible to photosensitive epilepsy or other photosensitivities.
- This product is not a toy, to be used under adult supervision only. Small parts included could potentially cause a choking hazard.

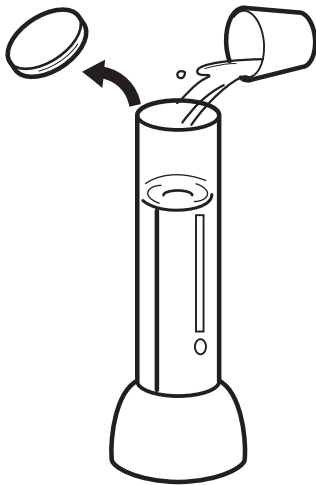
Safety Warnings:

- Before you start, please read these instructions carefully and retain for future reference. Check the contents inside the packaging and ensure you have all the required parts listed and there are no missing parts. If any parts are missing **DO NOT** attempt to assemble the product.
- Before setting up, ensure the product is not damaged. If any part of the product is damaged, do not attempt to assemble and use.
- Do not attempt to hardwire this product to the mains electrical supply. It operates using an adaptor.
- Only use the adaptor supplied with this product and no other adaptor must be used.
- This product contains non-replaceable LEDs. If any of the LEDs cease functioning, the whole unit must be disposed of according to your local council guidelines.
- This is not a toy. Contains small parts, potentially may cause choking hazard, keep away from children and pets during assembly.
- Remove all packaging before setup. Do not operate in packaging
- Keep away from heat sources or naked flame
- Ensure cable is placed such that no trip, entanglement or strangulations hazards are likely to occur
- **DO NOT** use live fish in this tube.
- **DO NOT** attempt to move the product when filled with water or when plugged to the mains.
- **ALWAYS** disconnect from the mains when cleaning or changing the water.
- This product contains moving parts, some noise and vibration is expected.
- This product is not intended for use by persons (including children) with reduced physical, sensory and mental capacities, or lack of experience and knowledge, unless they are been supervised by a competent person responsible for their safety.

BUBBLE TUBE

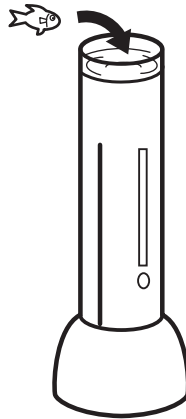
Directions:

①



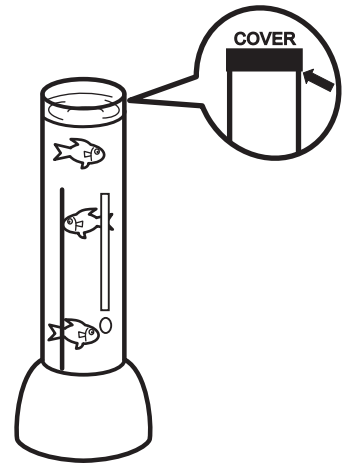
REMOVE TOP AND FILL WITH WATER
(PURE CLEAR WATER IS RECOMMENDED)

②



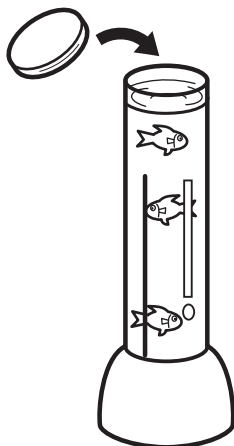
PUT THE FISH INSIDE

③



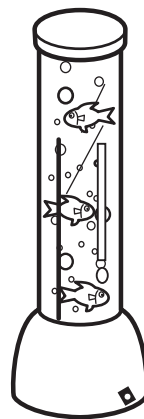
POUR WATER INTO THE TUBE UNTIL
THE LEVEL REACHES THE BOTTOM
OF THE LID.

④



REPLACE TOP

⑤

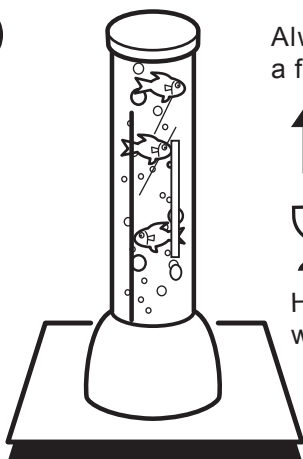


PLUG THE ADAPTOR INTO THE BASE OF THE
UNIT, PLUG THE OTHER END INTO A STANDARD
240V WALL SOCKET

INPUT: 230 - 240V AC 50Hz
OUTPUT 12V AC 500mA



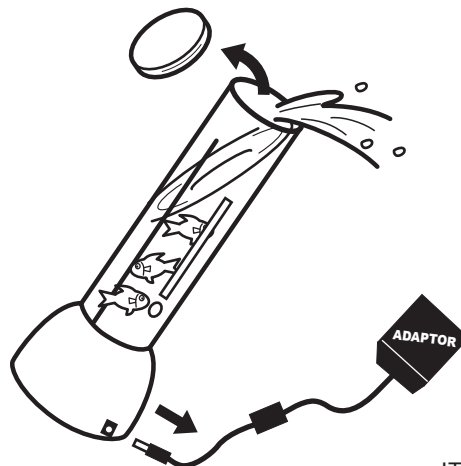
⑥




Always place on
a flat surface.



Handle
with care.



UNPLUG THE UNIT BEFORE
CHANGING WATER



IT WILL TAKE ABOUT 12 HOURS
FOR YOUR FISH TANK TO
ACHIEVE MAXIMUM ACTIVITY

NOTE:

UNPLUG AND POUR OUT WATER IF YOU DON'T USE THE UNIT FOR A LONG TIME.

Troubleshooting

Here at Playlearn we have spent many years developing our bubble feature range to ensure they are trouble free. We want you to be completely satisfied with your purchase and we invite any questions and concerns you have. Please e-mail us at help@play-learn.co.uk or call 0161 737 5099. The product is delicate and needs maintaining for longevity. Please note the section 'Distilled Water vs Tap Water' below. Anytime maintenance is required or the water needs changing, we recommend 2 persons to do this.

Distilled water vs tap water: Whilst this product has been designed to work well with tap water, the product will need higher maintenance due to algae and the water becoming cloudy. The water will need changing every few months whereas using distilled water, the water will stay cleaner for longer.

Emptying and Cleaning: If you have not changed the water for some time algae can build up. Water needs to be checked on a regular basis, if it starts to change colour and/or look darker it is time to change the water. If algae build up around the jets this will prevent bubbles from producing. To empty the water, tip the tube over a bucket, bathtub or outside. Assistant maybe required to do this. Please ensure the adaptor is removed from the DC jack before emptying or cleaning.

To clean, use warm water and a mild detergent (not one that creates soapy bubbles), empty the acrylic tube, add approximately 2 litres of warm water and a drop of mild detergent and leave to soak for an hour, rinse and possibly repeat depending how much algae has built up. Ensure the product is rinsed with just warm water after using detergent to wash away any excess residue.

Cracked panel: If for any reason acrylic tube is cracked please contact Playlearn to discuss the option of receiving a replacement. Do not discard it until the new one is received as parts may be needed from the cracked panel. Cracked panel may also be required to be returned to the supplier.

No movement: Is the item plugged in and switched on? If there is no sound coming from the base? If the pump is not making any sound, please check the adaptor, is the adaptor warm? If yes, the adapter is ok, if it's cold it means the adapter isn't working and you will need a replacement adapter. Please contact product support.

Warranty Information

Thank you for choosing our product. All our products are constructed from the highest quality materials. If we have not achieved our usual standard of excellence, we will repair or replace, at our discretion, within 12 months from the date of purchase. Valid proof of purchase, with the purchase date clearly indicated, must be provided. Photos of defective merchandise will also be required to help us evaluate the actual cause of the defect. Please read below for a detailed description of warranty coverage. Please note, if the product fails in any way, only the part that has failed will be replaced, we will not replace the entire unit.

Water Damage: Our products are not manufactured to withstand extreme temperatures. Improper storage that allows water to freeze within a product may cause damage and is considered negligence and is therefore not covered under this warranty. The use of "hard water" and/or caustic cleaners can affect the paint or other finishes. Failure to keep the unit clean or use of additives/cleaners will also void the warranty. As with any product, all finishes with time will gradually fade and discolour. The warranty will only cover against severe or complete fading within the first year from date of purchase.

Not Covered Under the Warranty: The limited warranty will NOT cover cases of damages due to 1. Damages caused in transit 2. Inadequate care and/or neglect 3. Environmental and/or natural elements 4. Immersion in water, unless specified 5. Improper Installation/Storage and/or Maintenance. This warranty is void if the product has been damaged by accident, misuse, negligence, improper installation and/or modifications have occurred. This includes any and/or all defects arising out of freezing water damage, hard water damage, failure to keep the unit clean and free of harmful additives such as bleach or chlorine, which affects the paint and/or parts. This warranty also does not cover any additional charges or installation, removal, disposal and/or shipping costs or consequential damage associated with any warranty claim.



Disposal: The “Crossed Wheelie Bin” symbol on the product means that the product is classed as Electrical or Electronic equipment and should not be disposed with other household or commercial waste at the end of its useful life. The goods must be disposed of according to your local council guidelines.

Please retain this information for future reference.

Made in China